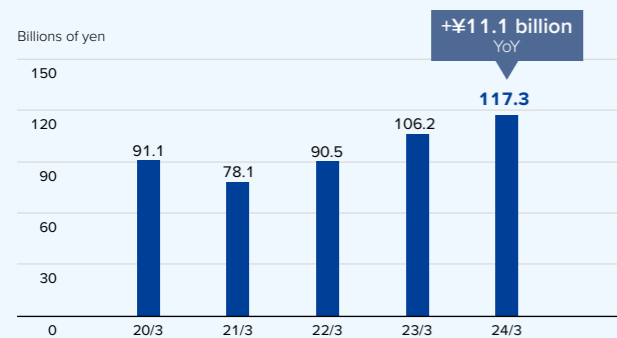


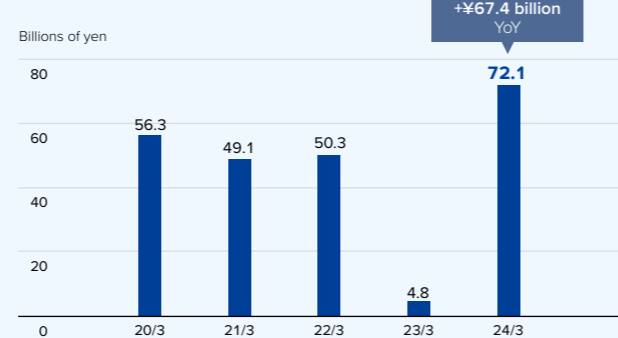
Performance Highlights

Ordinary Income

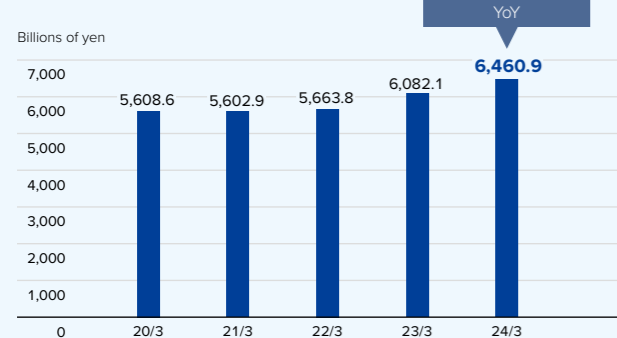


Reasons for Changes Ordinary income rose ¥11.1 billion year on year due to the absence of the loss recorded in the International Business segment in the previous fiscal year, while the absence of the fiscal 2022 aviation business loss contributed to a massive increase of ¥67.4 billion in net income attributable to owners of parent.

Net Income Attributable to Owners of Parent

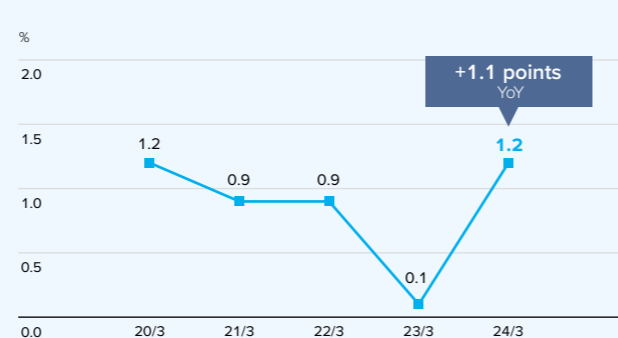


Total Assets

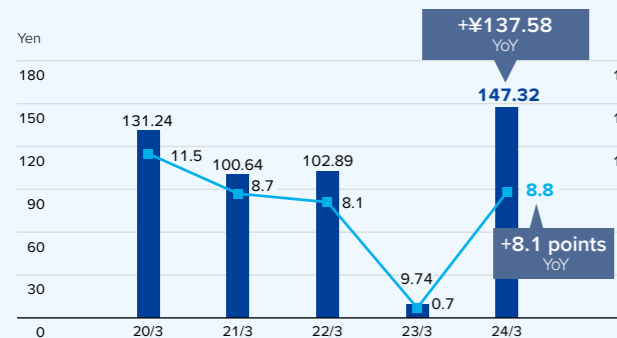


Reasons for Changes Total assets on March 31, 2024, were up ¥378.8 billion from March 31, 2023, due to increases in assets in the Specialty Financing segment and the International Business segment. ROA was up 1.1 percentage points mainly owing to the expansion in net income attributable to owners of parent.

ROA (Ratio of Net Income to Total Assets)

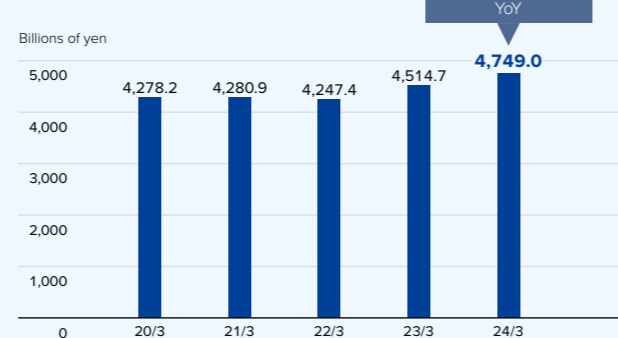


Net Income per Share / ROE



Reasons for Changes ROE was up 8.1 percentage points year on year mainly due to an increase in net income attributable to owners of parent. Interest-bearing debt on March 31, 2024, grew ¥234.3 billion from March 31, 2023, following a rise in segment assets.

Interest-Bearing Debt

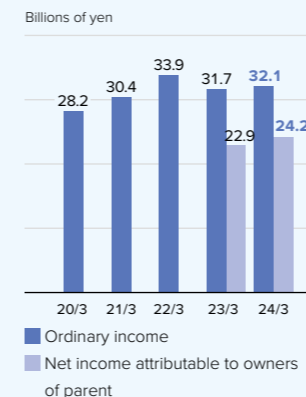


Note: Effective January 1, 2024, the Company conducted a four-for-one stock split of its common shares. Figures for net income per share have been restated to reflect this change.

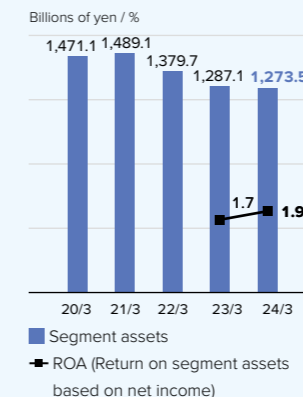
Performance by Segment

Equipment Leasing

Ordinary Income / Net Income Attributable to Owners of Parent

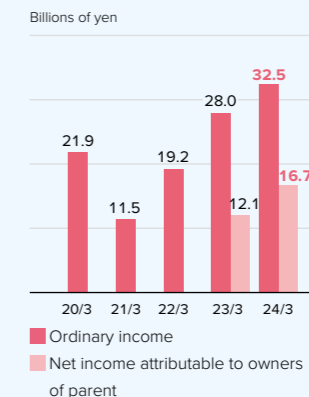


Segment Assets / ROA

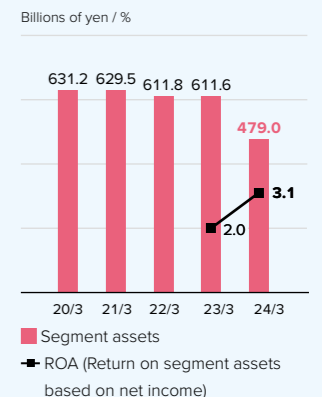


Automobility

Ordinary Income / Net Income Attributable to Owners of Parent

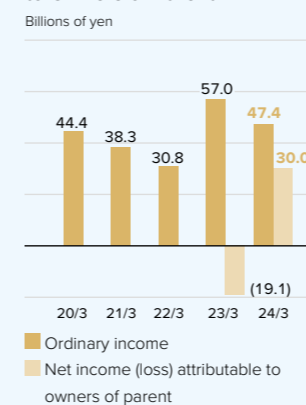


Segment Assets / ROA

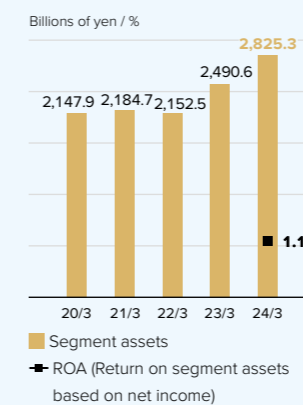


Specialty Financing

Ordinary Income / Net Income (Loss) Attributable to Owners of Parent

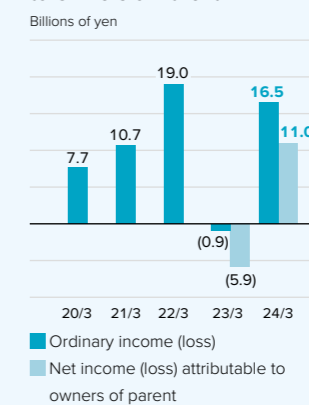


Segment Assets / ROA

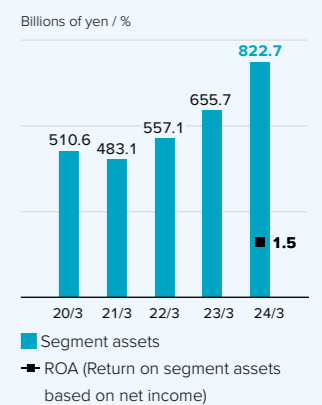


International Business

Ordinary Income (Loss) / Net Income (Loss) Attributable to Owners of Parent

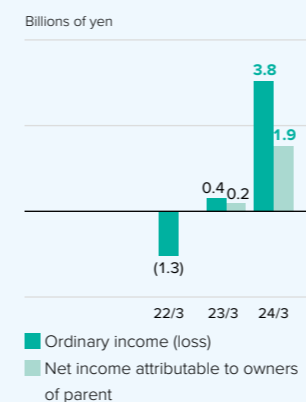


Segment Assets / ROA

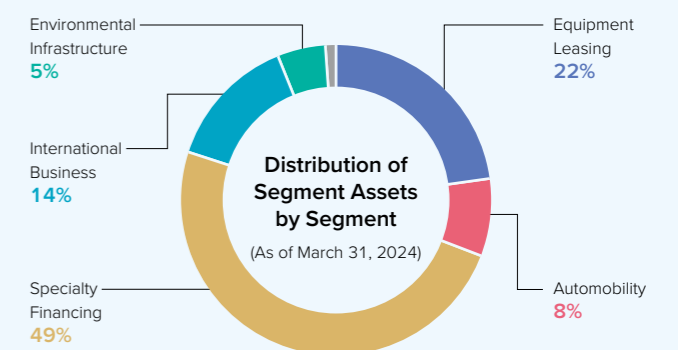
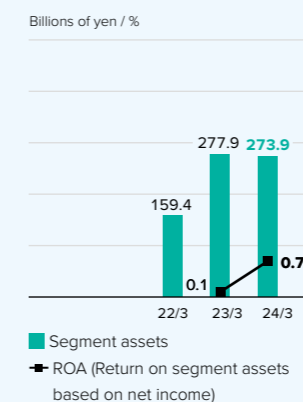


Environmental Infrastructure

Ordinary Income (Loss) / Net Income Attributable to Owners of Parent



Segment Assets / ROA



Note 1: Figures for the Environmental Infrastructure segment are displayed from fiscal 2021 onward.

Note 2: Figures for net income (loss) attributable to owners of parent and ROA are displayed from fiscal 2022 onward for all segments.

For more detailed financial information, please refer to Tokyo Century's data books. <https://www.tokyoCentury.co.jp/en/library/2024.html>

For non-financial information, please refer to Tokyo Century's sustainability data books. <https://www.tokyoCentury.co.jp/en/sustainability/databook/>